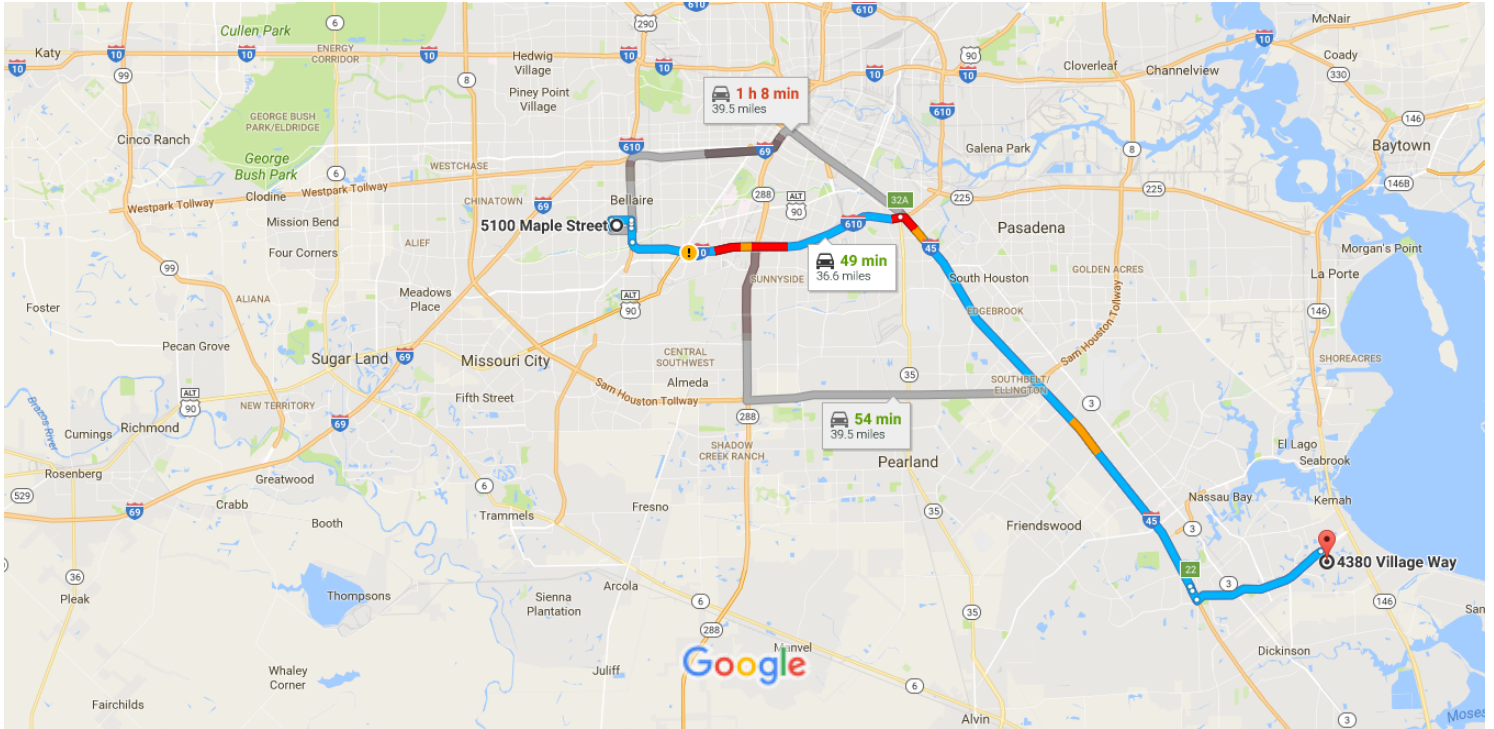




5100 Maple Street, Bellaire, TX to 4380 Village Way, League City, TX Drive 36.6 miles, 49 min



Map data ©2016 Google, INEGI 2 mi

5100 Maple Street

Bellaire, TX 77401

Get on I-610 S from Pine St

- ↑ 1. Head west on Maple St toward Ferris Dr 5 min (1.5 mi)

- ➡ 2. Turn right at the 1st cross street onto Ferris Dr 0.2 mi

- ➡ 3. Turn right onto Pine St 0.3 mi

- ➡ 4. Turn right onto West Loop S 0.7 mi

- ⬅ 5. Turn left to merge onto I-610 S 0.1 mi



- ⬅ 6. Merge onto I-610 S 0.2 mi

Follow I-610 S and I-45 S to Gulf Fwy S in League City. Take exit 22 from I-45 S






- ⬆ 6. Merge onto I-610 S 28 min (29.0 mi)

- ⬆ 7. Keep left at the fork to continue on I-610 E 0.5 mi

- ⬆ 8. Keep left at the fork to continue on I-610 E 10.5 mi

-  8. Take exit 32A to merge onto I-45 S toward Galveston 17.8 mi
-
-  9. Take exit 22 toward TX-96/League City Parkway 0.2 mi
-

Take W League City Pkwy to your destination

- 13 min (6.1 mi)
-  10. Merge onto Gulf Fwy S 0.4 mi
-
-  11. Use the 2nd from the left lane to turn left onto W League City Pkwy 5.3 mi
-
-  12. Turn right onto Lawrence Rd 0.3 mi
-
-  13. Turn left 0.1 mi
-  Destination will be on the left
-

4380 Village Way

League City, TX 77573

These directions are for planning purposes only. You may find that construction projects, traffic, weather, or other events may cause conditions to differ from the map results, and you should plan your route accordingly. You must obey all signs or notices regarding your route.